



20.09.2006

5 – 10 %

2/3 –

1/3 –

1.500 – 2.000 × 1

( 100 . )

1997 - 83,2

1998 - 80,0

1999 - 80,0

2000 - 77,3

2001 - 95,5

2002 - 103,2

n

n

n


-

(

)

,

,




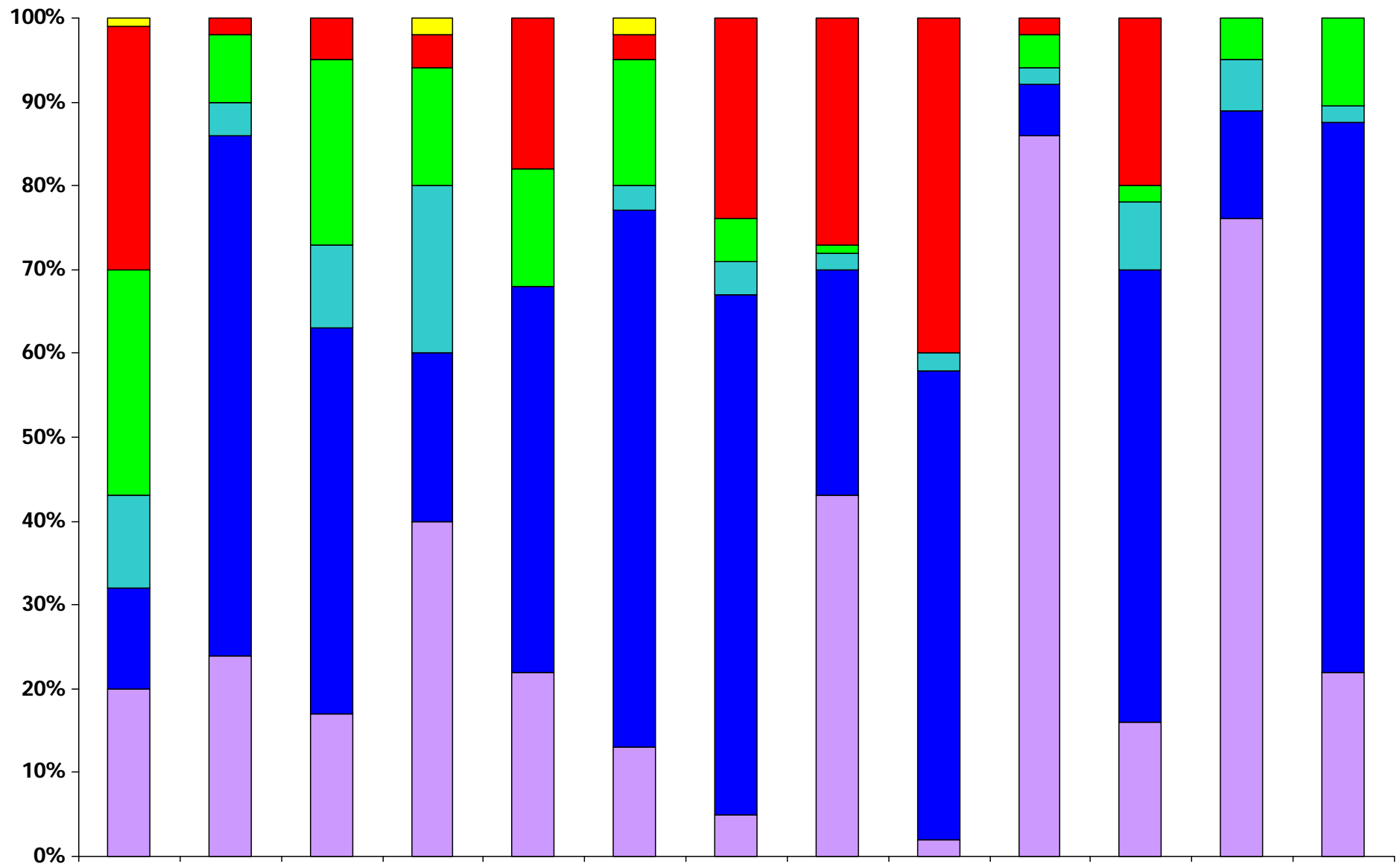


# (Ca<sup>2+</sup>, Mg<sup>2+</sup>)

- 1,5 - 3,0 /
- 3,0 - 4,5 /
- 4,5 - 6,6 /
- 6,5 - 11,0 /







!

2000	2 858	4 346	2 214	2 799	3 003	1 800	2 535	19 555
2001	2 653	2 851	2 688	2 750	2 785	2 100	2 908	21 388
2002	1 832	2 112	1 746	2 438	3 162	2 120	2 294	15 704
2005	3 427	2 446	2 252	2 234	4 545	3 607	3 022	21 533

2000	–	4 539	(2 256	)
2001	–	5 121	(2 713	)
2002	–	3 753	(1 976	)
2004	–	2 934	(1 934	)
2005	–	3 702	(2 426	)

# 2005

n	(100%)-	16 968
n	-	2 145 (12,6%)
n	-	808
n	-	215
n	-	1 122
n	-	6
n	-	219
****		13 723

.)

(

,

,

